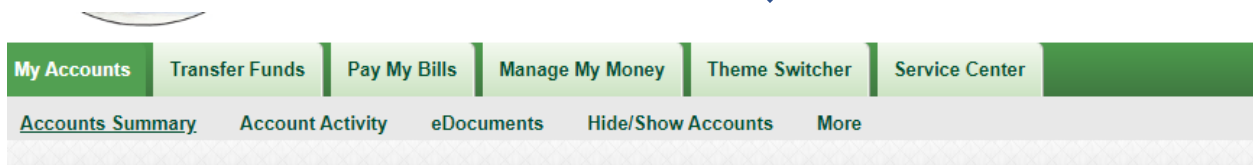


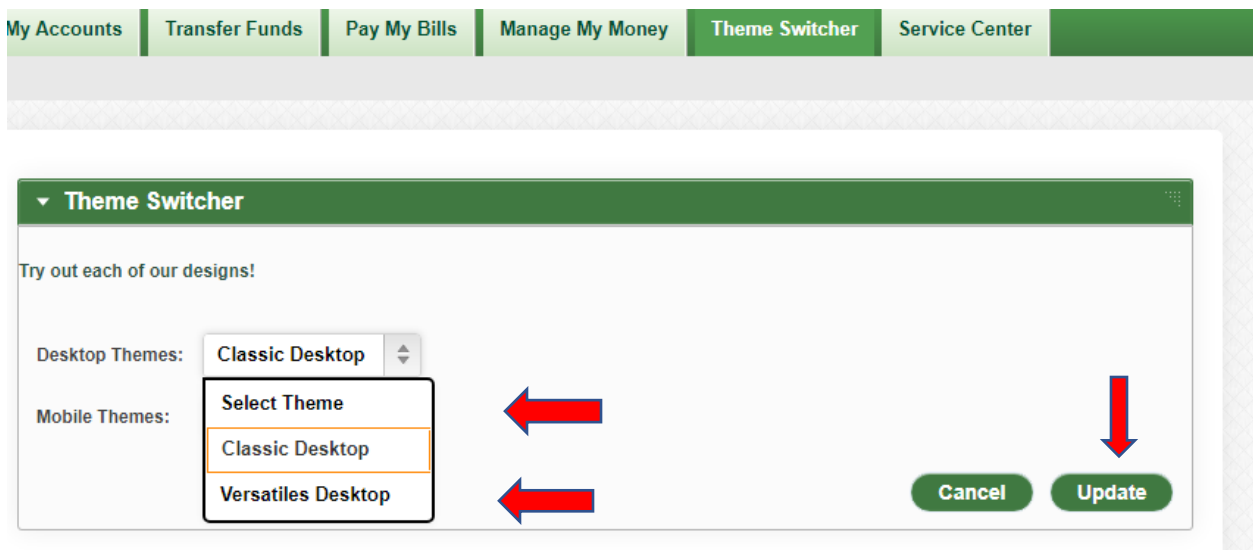
Our online banking has a new theme! Our Versatiles theme provides a new look by enhancing styling throughout the online banking site, it is a theme where modules are presented in a tile format. The overall theme is dynamic in nature and tiles will re-format depending on the resolution/zoom of the end user. This theme gives the ability for users to move the tiles around to fit a manner that pleases them. Users can lock tiles in place if they do not want them to move or they can hide tiles they do not use. The home screen is also able to be customized so the user can get the experience they desire and see the tiles which matter to them. Tiles provide quick access to completing online banking transactions. Please see below for instructions to view/change to the new theme.

To switch to Versatiles:

- Log into your online banking
- Click on the “Theme Switcher” tab

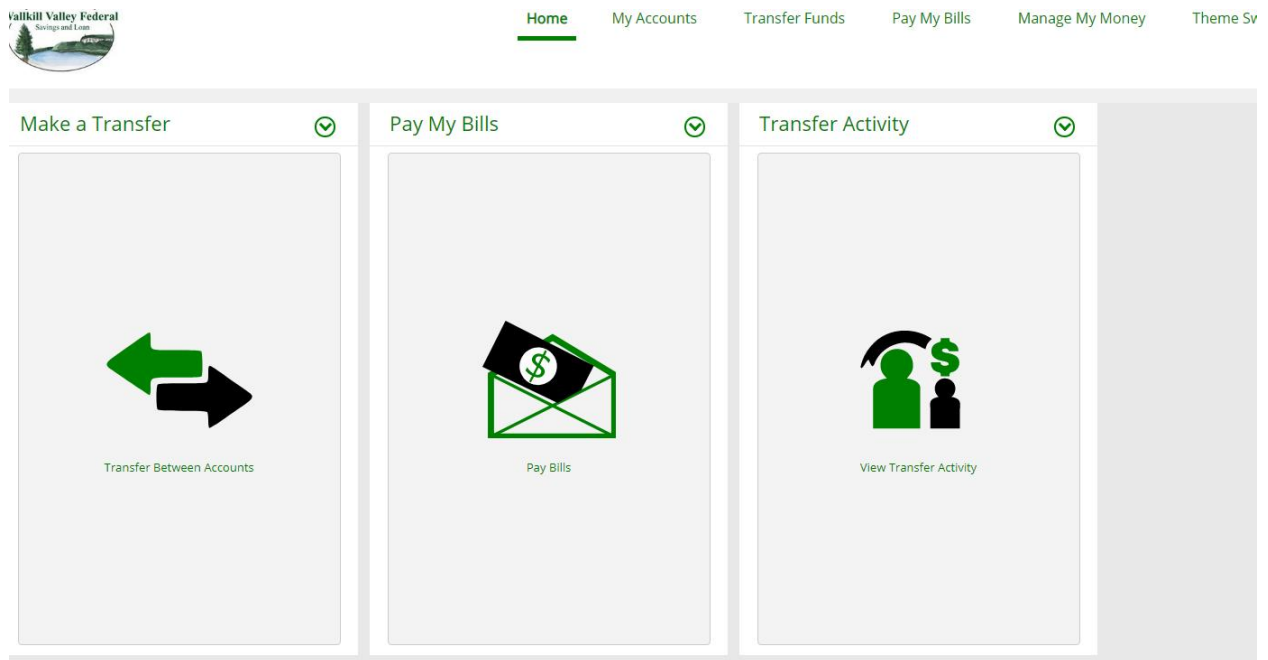


The following window will appear:




- From the Desktop and/or Mobile Theme dropdown, select Versatiles
- Click on **UPDATE**
- The screen should update with the new Versatiles theme
- Click on the Home screen to exit the window

- The new online banking layout should update to the new Versatiles “tile” theme



- You can always switch back to our classic theme by clicking on “Theme Switcher” within the Versatiles theme
- Once you have switched, your theme will be saved

Mobile Banking App:

If you prefer to make changes in your mobile banking platform, click on the  located in the top right corner of the screen

- When the menu opens, click on “Theme Switcher”

